


RVsecure iOS App

RVsecure uses a third party app in the apple store that will link directly to the RVsecure tracking system. The app will provide you with:

- 1/ Notifications of Alarm Events
- 2/ Tracking of your vehicle

Go to the store and search “GPS Server Mobile”

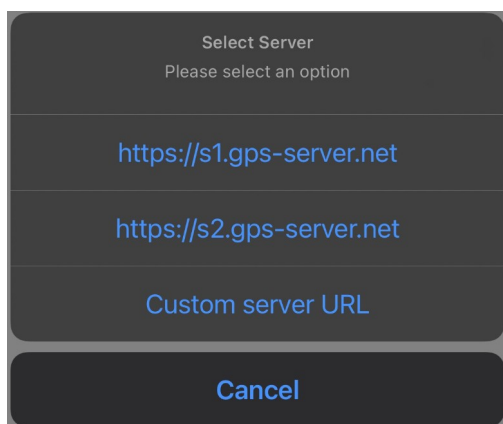


Once installed open the app.

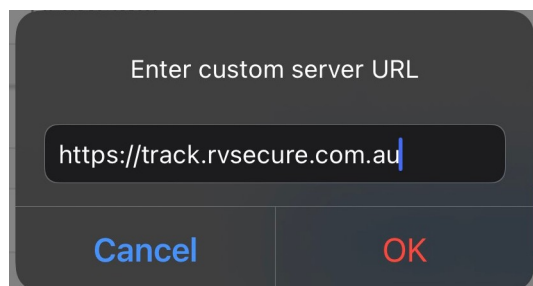
In the top right hand corner press the settings icon



A window will open to select server

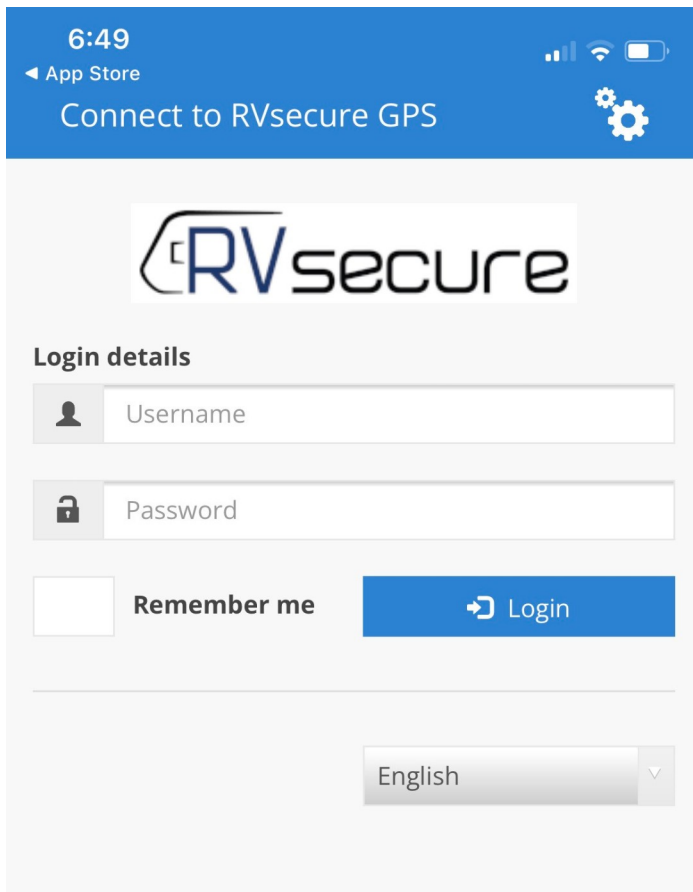


Press “Custom server URL” and then enter “<https://track.rvsecure.com.au>”



Press OK and the app will now communicate with the RVsecure platform.

The app will then open the RVsecure login screen.



Enter your RVsecure username and password, check the “Remember me’ box and press login

Apps and Sleep / Deep Sleep

Most phones operating software puts apps in a sleep / deep sleep mode if unused for a period of time, this can effect the timeliness of app notifications. Please consult your relevant operating system documentation for how to turn this off for the GPS app.